



HAL
open science

A Multistage Method for SCMA Codebook Design Based on MDS Codes

Bruno Fontana da Silva, Danilo Silva, Bartolomeu Uchoa-Filho, Didier Le
Ruyet

► **To cite this version:**

Bruno Fontana da Silva, Danilo Silva, Bartolomeu Uchoa-Filho, Didier Le Ruyet. A Multistage Method for SCMA Codebook Design Based on MDS Codes. *IEEE Wireless Communications Letters*, 2019, 8 (6), pp.1524-1527. 10.1109/LWC.2019.2925801 . hal-02470159

HAL Id: hal-02470159

<https://hal-cnam.archives-ouvertes.fr/hal-02470159>

Submitted on 26 Feb 2020

HAL is a multi-disciplinary open access archive for the deposit and dissemination of scientific research documents, whether they are published or not. The documents may come from teaching and research institutions in France or abroad, or from public or private research centers.

L'archive ouverte pluridisciplinaire **HAL**, est destinée au dépôt et à la diffusion de documents scientifiques de niveau recherche, publiés ou non, émanant des établissements d'enseignement et de recherche français ou étrangers, des laboratoires publics ou privés.

A Multistage Method for SCMA Codebook Design Based on MDS Codes

Bruno Fontana da Silva, *Student Member, IEEE*, Danilo Silva, *Member, IEEE*,
Bartolomeu F. Uchôa-Filho, *Senior Member, IEEE*, Didier Le Ruyet, *Senior Member, IEEE*

Abstract—Sparse Code Multiple Access (SCMA) has been recently proposed for the future generation of wireless communication standards. SCMA system design involves specifying several parameters. In order to simplify the procedure, most works consider a multistage design approach. Two main stages are usually emphasized in these methods: sparse signatures design (equivalently, resource allocation) and codebook design. In this paper, we present a novel SCMA codebook design method. The proposed method considers SCMA codebooks structured with an underlying vector space obtained from classical block codes. In particular, when using maximum distance separable (MDS) codes, our proposed design provides maximum signal-space diversity with a relatively small alphabet. The use of small alphabets also helps to maintain desired properties in the codebooks, such as low peak-to-average power ratio and low-complexity detection.

Index Terms—SCMA, NOMA, MDS codes, multidimensional modulations, signal-space diversity.

I. INTRODUCTION

Sparse Code Multiple Access (SCMA) is a Code-Domain Non-Orthogonal Multiple Access (CD-NOMA) first proposed in [1]. SCMA has been recently considered as a potential candidate for multiple access techniques of the fifth generation of wireless communication standards (5G). Designing a SCMA system involves several parameters (e.g. sparse signatures, codebook design and the multiuser detector). Hence, several works [1–3] consider suboptimal approaches using multistage design methods in order to simplify the design steps.

In multistage design methods for SCMA, the first step usually implies resource allocation, i.e. designing sparse spreading signatures for the users. The sparsity causes the number of collisions in each resource to be small compared to the total number of users in the system, enabling joint multiuser detection (MUD) with relatively low complexity using the message-passing algorithm (MPA) [1, 4].

Although many papers [1, 3, 5] present benchmarks with very small and dense resource allocation matrices, the sparse structure initially proposed for SCMA, similar to Low-Density Parity Check (LDPC) codes, suggests that the MPA receiver works better in larger dimensions. Recent works such as [6, 7] proposed designing the SCMA resource allocation matrices using design methods of LDPC codes, achieving better performance with larger dimension (less dense matrices) systems.

This work was partially supported by CNPq, Brazil, through PVE Project 400703/2014-9, SWE Program 204676/2018-5, and Ph.D. scholarship 141161/2016-7. B. F. da Silva is with Instituto Federal Sul-rio-grandense (IFSul), Sapiranga, Brazil (e-mail: brunosilva@ifsul.edu.br). D. Silva and B. F. Uchôa-Filho are with the GPqCom/LCS/EEL, Federal University of Santa Catarina, Florianópolis 88040-900, Brazil (e-mails: {danilo, uchoa}@eel.ufsc.br). D. Le Ruyet is with CEDRIC, Conservatoire National des Arts et Metiers, 75003 Paris, France (e-mail: didier.le_ruyet@cnam.fr).

The second design step involves codebook design on top of the spreading signatures. The work in [1] established SCMA transmitters as multidimensional modulation (MDM) schemes where each user maps a sequence of bits directly to a codeword in an N -dimensional finite set of M complex codewords, which is denoted as a SCMA codebook. These codewords are further spread over K shared resources using the corresponding sparse signature vector designed for each user.

Authors in [2] proposed guidelines to design SCMA codebooks based on a mother-constellation as the baseline to all users' codebooks. The work [4] proposed codebooks with a low number of complex projections (LNCP) per complex dimension, which are able to simultaneously reduce the peak-to-average power ratio (PAPR) of the modulation and the MPA receiver complexity. In [3], LNCP codebooks are designed based on Amplitude and Phase Shift Keying (APSK) one-dimensional modulations and then extended to N -dimensional MDMs by searching for permutation patterns. In [5], the codebooks are designed solving optimization problems derived from approximations of the constrained-constellation capacity of one dimensional multiple-access channels, also extending it to N -dimensional MDMs with permutation searches.

In this paper, we consider a multistage design for an uplink SCMA system and we design M -ary N -dimensional codebooks based on block codes over q -ary alphabets. The benefits of our proposed method are the following:

- in the codebook design procedure, we can use off-the-shelf block codes and avoid exhaustive permutation searches found in other design methods;
- by properly choosing q , we can maintain in our codebooks the low PAPR and low-complexity MUD properties described in the methods given in [3, 4];
- when using maximum distance separable (MDS) codes, our method has an additional benefit of guaranteeing arbitrarily large minimum signal-space diversity (MSSD).

In addition, we exploit large size SCMA systems in this paper, a scenario that has been given scant attention in the literature. We show design examples of SCMA codebooks and numerical results in which they achieve better performance when comparing with codebooks based on other known approaches.

II. SYSTEM MODEL

We consider the uplink of J users over K shared orthogonal resources. The load factor is defined as J/K and the system is said to be overloaded if $J > K$, which is the scope of SCMA. The uplink channel $\mathbf{h}_j \in \mathbb{C}^K$ of user j is modeled with independent Rayleigh fading coefficients, i.e. $h_j(k) \sim \mathcal{CN}(0, 1)$. Over the uplink Rayleigh fading channel,

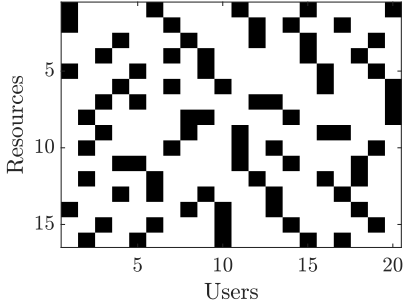


Figure 1. Design example of the resource allocation matrix \mathbf{F} for $J = 20$ user and $K = 16$ resources. Black squares represent entries $\mathbf{F}[j, k] = 1$, corresponding to resource k allocated to user j . White spaces represent null entries, meaning that the user does not spread over this resource.

we can assign the same SCMA codebook to each user without the need of individual operators such as phase-offset between users [8]. Hence, each user maps its b information bits to an N -dimensional codeword \mathbf{x} of an M -ary codebook $\mathcal{X} \subset \mathbb{C}^N$. Finally, individual $K \times N$ binary mapping matrices \mathbf{V}_j spread each user's N -dimensional symbol over the K resources. The system model is written as

$$\mathbf{y} = \sum_{j=1}^J \mathbf{H}_j \mathbf{x}_j + \mathbf{z}, \quad (1)$$

where $\mathbf{H}_j = \text{diag}(\mathbf{h}_j) \mathbf{V}_j$ is the equivalent channel of user j and $\mathbf{z} \in \mathbb{C}^K$ is the noise vector whose entries are modeled as additive white Gaussian noise (AWGN), i.e. $z(k) \sim \mathcal{CN}(0, \sigma_z^2)$.

The mapping matrices \mathbf{V}_j can be easily represented in a $K \times J$ binary resource allocation matrix \mathbf{F} , where the columns correspond to the spreading signature of each user [2]. Without loss of generality, in this paper we assume that \mathbf{F} is regular, i.e. it has constant column degrees N and row degrees d_f . Hence, the density of \mathbf{F} is given as N/K . In Figure 1 we see a design illustration of a regular \mathbf{F} for a SCMA system with 125% overload, $N = 4$ dimensional codebooks and $d_f = 5$.

III. MULTISTAGE DESIGN OF THE CODEBOOK

In this section we follow a multistage approach to design the uplink SCMA system modeled in Section II. Given the desired parameters (J, K, N, M) , the design framework consists of four sequential stages: (1) resource allocation design (matrix \mathbf{F}); (2) design of the block code codebook structure; (3) codebook complex projections design and (4) binary labeling $\mu: \mathbb{F}_2^b \rightarrow \mathcal{X}$ of the designed codebook. At the receiver side we assume the use of MPA for LNCP codebooks as described in [4].

Our main contribution is related to the block code codebook structure in Stage (2). Using the block code structure we are able to design codebooks with large MSSD and maintain relatively low receiver complexity due to the use of small alphabets. We detail the procedure in the following sections.

A. Stage (1): Resource Allocation Design

Most papers on SCMA [1, 3, 5] are restricted to the analysis of a low dimension 4×6 matrix and codebooks

with $N = 2$ dimensions. However, as pointed out in [6, 7], the performance of the MPA receiver can be improved when using matrices with larger girth, which is not possible in very dense (low dimensional) matrices. Moreover, to the best of our knowledge, no other work has considered feasible codebooks with $N > 2$, limiting the MSSD L of the MDM to be $1 \leq L \leq 2$. Since we want to improve the MPA performance, with large dimensional codebooks, we consider matrices with $N > 2$ and we design \mathbf{F} with larger dimensions in order to find larger girth and lower density matrices. We choose to use Progressive Edge-Growth (PEG) [9] algorithm in order to find a $K \times J$ binary matrix \mathbf{F} with regular column-degree N . The impact of these design guidelines will be evaluated in Section IV. A design example can be seen in Figure 1 for input parameters $(J, K, N) = (20, 16, 4)$.

B. Stage (2): Proposed Block Code Structure for the MDM

Most of the noteworthy SCMA codebooks rely on a MDM with good properties for single-user scenarios [2, 3]. One important figure of merit in MDMs is the MSSD L , which herein is associated with the minimum Hamming distance of a block code. Motivated by the MSSD figure of merit, we propose to design the SCMA codebook using the underlying structure of well-known error-correcting block codes, in particular MDS codes. To the best of our knowledge, no other work has considered such an approach for SCMA codebooks, which completely eliminates exhaustive search of permutations in [3].

Consider a q -ary finite field $\mathbb{F}_q = \{\alpha_1, \alpha_2, \dots, \alpha_q\}$, where q is a power of prime. A linear block code is the result of a one-to-one mapping between each vector \mathbf{u} of a message-space \mathbb{F}_q^k and the elements \mathbf{v} of a vector-subspace $\mathcal{V} \subset \mathbb{F}_q^N$ generated by the generator matrix $\mathbf{G} \in \mathbb{F}_q^{k \times N}$. Both the message-space and the generated vector-space have size q^k .

We propose that an N -dimensional M -ary SCMA codebook \mathcal{X} be structured using the vector-subspace generated by \mathbf{G} by associating the field elements $\alpha_1, \dots, \alpha_q$ with the set $\mathcal{A}_q = \{x_1, \dots, x_q\}$, where $x_i \in \mathbb{C}$ for $i = 1, \dots, q$.

If the generator matrix of a MDS linear code is chosen, the resulting minimum Hamming distance of the linear code will be $d_{\text{mds}} = N - k + 1$. This result translates to a MSSD $L = d_{\text{mds}}$ in the SCMA codebook \mathcal{X} . Since $k = 1$ usually corresponds to repetition codes, we consider SCMA codebooks based on MDS block codes with $k \geq 2$.

In summary, (a) choose k and q , considering that $|\mathcal{X}| = M \leq q^k$; (b) choose a generator matrix $\mathbf{G}_{k \times N}$ of an MDS code, (c) use \mathbf{G} to generate a $(N, k, d_{\text{mds}})_q$ MDS code, (d) in each of the the codewords, replace the field elements $\alpha_1, \dots, \alpha_q$ by the elements x_1, \dots, x_q , respectively.

Design Example 1: in this example, we use a Generalized Reed-Solomon (GRS) construction in order to achieve length $N = q$. Consider a $(N, k) = (4, 2)$ code so that $d_{\text{mds}} = N - 1 = 3$ and we can use alphabet size $q = 4$. This defines the maximum size of the codebook, $M \leq 16$, and the MSSD $L = 3$. We fix $M = 16$ and use all the codewords in order to have a 16-ary MDM. The $k \times N$ generator matrix of this GRS, in systematic form, is given by $\mathbf{G}_{2 \times 4} = \begin{bmatrix} \mathbf{I}_2 & [\alpha & \alpha^2]^T & [\alpha^2 & \alpha]^T \end{bmatrix}$, which spans 16 vectors in \mathbb{F}_4^4 . We replace the field elements $0, 1, \alpha, \alpha^2$

by the respective complex elements of $\mathcal{A}_q = \{x_1, x_2, x_3, x_4\}$ in each dimension. At this point, \mathcal{X} is structured as

$$\begin{bmatrix} x_1 & x_3 & x_4 & x_2 & x_1 & x_3 & x_4 & x_2 & x_1 & x_3 & x_4 & x_2 & x_1 & x_3 & x_4 & x_2 \\ x_1 & x_1 & x_1 & x_1 & x_3 & x_3 & x_3 & x_3 & x_4 & x_4 & x_4 & x_4 & x_2 & x_2 & x_2 & x_2 \\ x_1 & x_4 & x_2 & x_3 & x_2 & x_3 & x_1 & x_4 & x_3 & x_2 & x_4 & x_1 & x_4 & x_1 & x_3 & x_2 \\ x_1 & x_2 & x_3 & x_4 & x_4 & x_3 & x_2 & x_1 & x_2 & x_1 & x_4 & x_3 & x_3 & x_4 & x_1 & x_2 \end{bmatrix}. \quad (2)$$

Design Example 2: consider the codebook design for $M = 8$ codewords and spreading degree $N = 4$. We set $q = 3$ and $k = 2$. Using a Hamming code construction for $(N, k, d)_q = (4, 2, 3)_3$, we obtain an MDS code with $d_{\text{mds}} = 3$. The $k \times N$ generator matrix in systematic form, given by $\mathbf{G}_{2 \times 4} = \begin{bmatrix} \mathbf{I}_2 & [1 & 1]^T & [1 & 2]^T \end{bmatrix}$, is able to span a 9-ary vector-subspace of \mathbb{F}_3 which is actually an MDS code. We denote this design as the Hamming Code (HC) construction. In order to obtain a 8-ary codebook we must expurgate one codeword. This procedure will be done using figures of merit detailed in the following Stage (3).

C. Stage (3): Designing the Complex Projections

Choosing the q projections is still necessary in Stage (3). In [3], \mathcal{A}_q is arbitrarily chosen as an APSK constellation as the first step of codebook design. We relax the problem for the choice of any other set using any desired optimization method over the proposed structure. Since the MPA receiver calculates the messages independently in each resource, the codebooks could also have a different set \mathcal{A}_q in each of the N dimensions, i.e., $\mathcal{A}_q^{(n)}$ for $n = 1, \dots, N$. The choice of the N sets $\mathcal{A}_q^{(n)}$ can optimize a codebook figure of merit of interest. For example, the mean cutoff rate approximation $\Psi(\mathcal{X})$ suggested in [10] can be used in the search for the qN projections. Other figures of merit to be considered are the minimum Euclidean distance and the minimum product distance. The previously designed MSSD L is not affected as long as the q projections have no multiplicity, i.e. $x_i \neq x_j$ for all $i \neq j$.

During simulation analysis, we observed that optimizations over $\Psi(\mathcal{X})$ do not improve significantly the performance of the system when comparing with arbitrary choices for \mathcal{A}_q such as APSK projections, especially for low q such as 3 or 4. Thus, in this letter, we restrict our analysis for LNCP codebooks with small values of q and we simplify $\mathcal{A}_q^{(n)} = \mathcal{A}_q \forall n$ by choosing arbitrary q complex projections among known constellations such as QAM and APSK.

On the other hand, for cases where q^k is greater than the desired M and once \mathcal{A}_q is fixed, it is still possible to expurgate $q^k - M$ vectors in order to optimize some figure of merit dependent on \mathcal{X} , e.g. maximizing $\Psi(\mathcal{X})$. For the HC in the second design example of Section III-B, we optimized the MDM over $\Psi(\mathcal{X})$ with APSK projections by removing the HC codeword produced by the message vector $\mathbf{u} = (2, 2)$.

D. Stage (4): Designing the Binary Labeling

Once the codebook \mathcal{X} is fully designed from Stages (1) to (3), the symbol-error rate (SER) of the system is defined for a given MUD. Yet one can perform optimization by choosing a binary labeling function μ among the $M!$ possible solutions in order to improve the resulting bit error rate (BER). For classical one-dimensional (complex) rectangular QAM

constellations, Gray-code labeling provides a reduction factor of $1/k$ from the SER to the BER curve. For general MDMs, the binary-switching algorithm (BSA) has been proposed in [11] in order to find a good labeling by optimizing a cost function based on the Euclidean distance between codeword pairs. In this paper we also consider the BSA approach.

E. Complexity reduction in the codebook design stage

To extend the design from 1 to N dimensions, Step 2 of the codebook design method in [3] proposes exhaustive search of integer permutations, which has complexity $O((M!)^{N-1})$, intractable even for small values of M and N such as $M = 8$, $N = 3$. Even the suboptimal approach in [3] has complexity $O((N-1) \times M!)$ which is also intractable for high order constellations. In [5], the codebook design involves evaluating a cost function with complexity M^{d_f} (same complexity as the original MPA receiver), which clearly is not a practical design as M and d_f increase; additionally, in a second step of their method, they also face the permutation search problem of [3].

In our Stage (2) we obtained a set of integer permutations in a straightforward manner using $\mathbf{G}_{k \times N}^T$ and linear operations to span a vector space. The complexity order of this procedure is $O(M)$. Hence, our proposed method avoids large complexity during the codebook design stage and enables a straightforward design of high-order constellations with the extra benefit of ensuring arbitrary MSSD up to the MDS bound. If desired, one may also use non-MDS codes, which limits the MSSD to $L < N - k + 1$ but may relax some design constraints.

F. On the MPA receiver complexity

Regardless of the codebook design method, when using the MPA as MUD, the receiver complexity is still exponential. However, using $q < M$ complex projections per dimension in the codebook can significantly reduce the complexity of the MPA receiver [4]. The receiver complexity of the original MPA for SCMA is $O(Kd_f M^{d_f})$ [4]. With LNCP codebooks, this complexity order becomes $O(Kd_f q^{d_f})$ ($q \leq M$). In this sense, by using small alphabet size $q < M$ in our proposed Stage (2), we maintain the benefits of LNCP codebooks proposed in [4].

IV. SIMULATION RESULTS

In this section, we present Monte Carlo simulations of the uncoded BER for the proposed method over the independent, Rayleigh fading channel model given in (1). The low-complexity log-MPA receiver based on [4] is used with 5 iterations. BSA was applied with the same number of iterations as a last step optimization for all the designed constellations. For clarity, we define $\frac{E_b}{N_0} = \frac{\text{SNR}}{\log_2 M}$.

To the best of our knowledge, there are no published SCMA schemes with $N = 4$ and tractable decoding complexity. Since the codebooks in [3] have outperformed the ones in [2], and since we consider that the design complexity of [5] is not practical, even for moderate M and d_f , we compare our proposed MDMs with 2 different codebooks that we have designed following the method from [3]. We have considered APSK

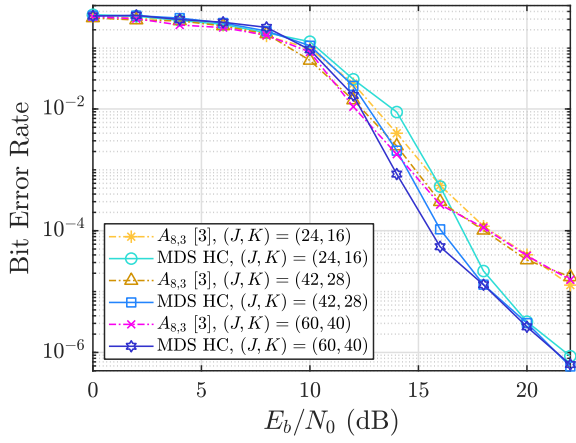


Figure 2. MPA performance for different density levels of the resource allocation matrices \mathbf{F} . The load is fixed to $J/K = 150\%$ ($d_f = 6$), and the codebook structure is the HC-based one, with $(N, k, M, q) = (4, 2, 8, 3)$.

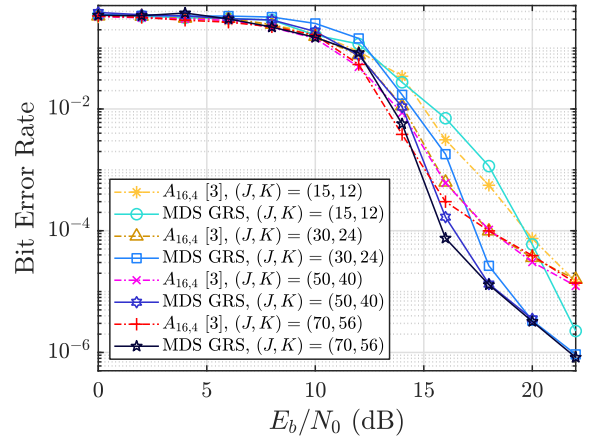


Figure 3. MPA performance for different density levels of the resource allocation matrices \mathbf{F} . The load is fixed to $J/K = 125\%$ ($d_f = 5$), and the codebook structure is the GRS-based one, with $(N, k, M, q) = (4, 2, 16, 4)$.

Table I
FIGURES OF MERIT COMPARISON FOR 16-ARY 4-DIM. CODEBOOKS.

Design Methods	(M, q, N)	$\min d_E^2$	$\min d_{p,L}$	L	$\Psi(\mathcal{X})$ @ 8 dB
Proposed Codebooks	(8, 3, 4)	2.25	0.6495	3	2.2864
	(16, 4, 4)	2	0.5	3	3.0167
Method from [3]	(8, 3, 4)	1.5	0.75	2	2.2337
	(16, 4, 4)	1	0.5	2	2.9548

based $A_{M,q}$ for $(M, q) = \{(8, 3), (16, 4)\}$. Since exhaustive search of the permutations is not tractable, we considered the suboptimal approach proposed for the step 2 in [3] and we searched the permutations randomly over $T = 10^5$ iterations per dimension (complexity $\mathcal{O}((N-1)T)$). Both the proposed and benchmark codebooks consider APSK projections which are distributed over the rings according to vectors $\mathbf{m} = [3]$ and $\mathbf{m} = [4]$ for $q = 3$ and $q = 4$, respectively (see more details in [3]). For the proposed codebooks, we reuse our design examples from III-B based on the HC and GRS constructions. In Table I, we provide values of some figures of merit of these codebooks.

Figures 2 and 3 show the MPA performance according to the output matrices \mathbf{F} from the procedure in Stage (1) for several combinations of (J, K) , which are indicated in the legends. The matrices were designed with fixed overload: $J/K = 150\%$ in Figure 2 and $J/K = 125\%$ in Figure 3. The smallest matrix has a density of 33%, while the largest one has a density of 7.1%. The simulation results show that reducing the density of \mathbf{F} by scaling J and K up to a certain size provides significant performance improvement, especially for larger M .

Overall, simulation results show that the MDS-based codebooks, with larger MSSD, yield better performance. Since the receiver complexity is proportional to q^{d_f} , there is a trade-off when choosing $q = 4$ for larger diversity, although the data rate can increase proportionally to q . In the web page [12] we provide supplementary material with files for the simulated codebooks and the designed resource allocation matrices.

V. CONCLUSION

In this paper, we proposed a novel SCMA codebook design method. We revisited the multistage approaches from the current literature, incorporating trade-offs between performance

and complexity and allowing designs for a wide and scalable range of system parameters. Our codebook design method has linear complexity and algebraic properties, when compared to the exponential complexity of permutation searches of other methods. The MDS block codes structure provides a new direction for a new family of SCMA codebooks based on classical code designs.

VI. REFERENCES

- [1] H. Nikopour and H. Baligh, "Sparse code multiple access", *2013 IEEE 24th Annual International Symposium on Personal, Indoor, and Mobile Radio Communications (PIMRC)*, Sep. 2013, pp. 332–336. DOI: 10.1109/PIMRC.2013.6666156.
- [2] M. Taherzadeh, H. Nikopour, A. Bayesteh, and H. Baligh, "SCMA codebook design", *2014 IEEE 80th Vehicular Technology Conference (VTC2014-Fall)*, Sep. 2014, pp. 1–5. DOI: 10.1109/VTCFall.2014.6966170.
- [3] J. Bao, Z. Ma, M. Xiao, T. A. Tsiftsis, and Z. Zhu, "Bit-interleaved coded SCMA with iterative multiuser detection: Multidimensional constellations design", *IEEE Transactions on Communications*, vol. 66, no. 11, pp. 5292–5304, Nov. 2018. DOI: 10.1109/TCOMM.2017.2782325.
- [4] A. Bayesteh, H. Nikopour, M. Taherzadeh, H. Baligh, and J. Ma, "Low complexity techniques for SCMA detection", *2015 IEEE Globecom Workshops (GC Wkshps)*, Dec. 2015, pp. 1–6. DOI: 10.1109/GLOCOMW.2015.7414184.
- [5] K. Xiao, B. Xia, Z. Chen, B. Xiao, D. Chen, and S. Ma, "On capacity-based codebook design and advanced decoding for sparse code multiple access systems", *IEEE Transactions on Wireless Communications*, vol. 17, no. 6, pp. 3834–3849, Jun. 2018. DOI: 10.1109/TWC.2018.2816929.
- [6] Q. He, B. Bai, D. Feng, H. Xu, and M. Zhu, "A nonbinary LDPC-coded SCMA system with optimized codebook design", *2017 IEEE 86th Vehicular Technology Conference (VTC-Fall)*, Sep. 2017, pp. 1–6. DOI: 10.1109/VTCFall.2017.8288397.
- [7] L. Li, Z. Ma, P. Z. Fan, and L. Hanzo, "High-dimensional codebook design for the SCMA down link", *IEEE Transactions on Vehicular Technology*, vol. 67, no. 10, pp. 10 118–10 122, Oct. 2018. DOI: 10.1109/TVT.2018.2863552.
- [8] M. Vameghestahbanati, I. Marsland, R. H. Gohary, and H. Yanikomeroglu, "Multidimensional constellations for uplink SCMA systems — a comparative study", *IEEE Communications Surveys Tutorials*, Early Access. 2019. DOI: 10.1109/COMST.2019.2910569.
- [9] X.-Y. Hu, E. Eleftheriou, and D. M. Arnold, "Regular and irregular progressive edge-growth tanner graphs", *IEEE Transactions on Information Theory*, vol. 51, no. 1, pp. 386–398, Jan. 2005. DOI: 10.1109/TIT.2004.839541.
- [10] J. Bao, Z. Ma, Z. Ding, G. K. Karagiannis, and Z. Zhu, "On the design of multiuser codebooks for uplink SCMA systems", *IEEE Communications Letters*, vol. 20, no. 10, pp. 1920–1923, Oct. 2016. DOI: 10.1109/LCOMM.2016.2596759.
- [11] F. Schreckenbach, N. Gortz, J. Hagenauer, and G. Bauch, "Optimization of symbol mappings for bit-interleaved coded modulation with iterative decoding", *IEEE Communications Letters*, vol. 7, no. 12, pp. 593–595, Dec. 2003. DOI: 10.1109/LCOMM.2003.821325.
- [12] (2018). Supplementary material: Codebooks and resource allocation matrices, [Online]. Available: <https://fontanads.wixsite.com/montecarlos/projects>.